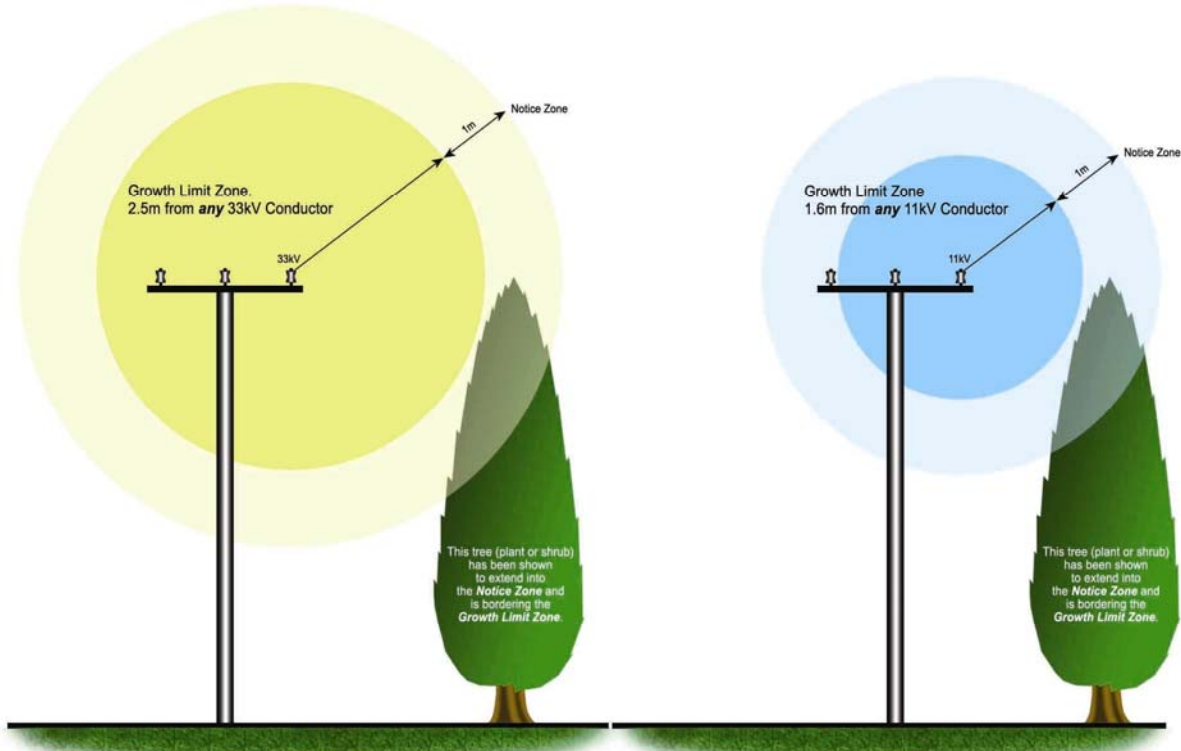


# GROWTH LIMIT ZONE

Distances for spans less than and equal to 150 metres in length.

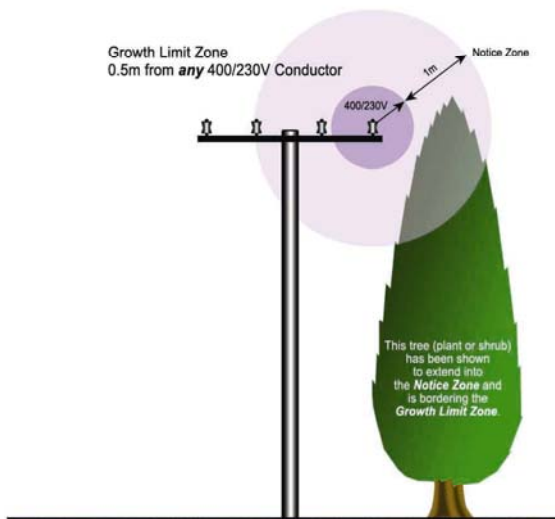
**Note:** Distances for spans more than 150 metres in length and varying kV conductors will be obtainable from a Powerco Representative.



**Above:** 33kV Growth Limit and Notice Zone.

**Top Right:** 11kV Growth Limit and Notice Zone.

**Below:** 400/230V Growth Limit and Notice Zone.



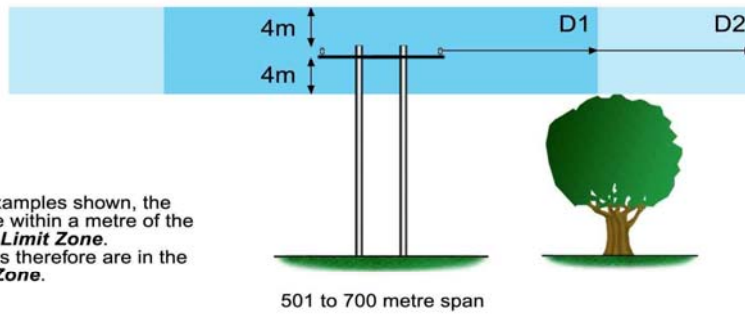

Voltage	Distance in any direction from any point on any conductor (metres)
66kV or greater	4m
50kV to 66kV	3m
33kV	2.5m
11kV	1.6m
400/230V	0.5m

**Growth Limit Zone**, in relation to the space surrounding a conductor, means the space that extends no more than the distance from the conductor as specified for that conductor as specified in the Schedule.

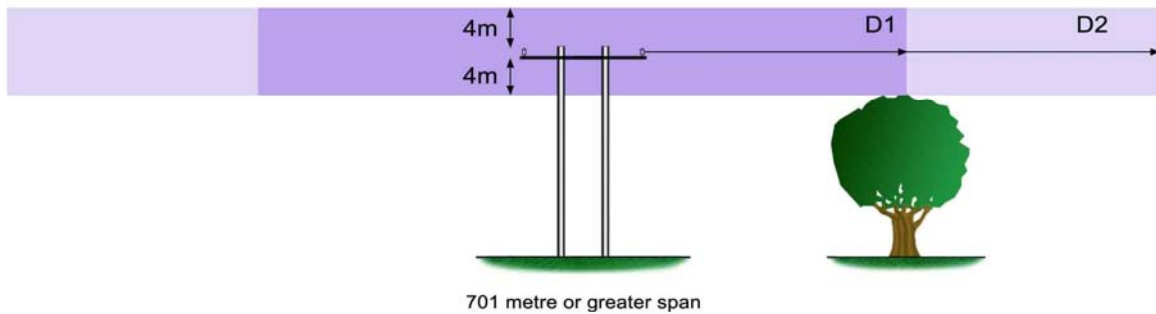
**Notice Zone**, in relation to the growth limit zone, means the space that extends no more than 1 metre beyond the growth limit zone.

# GROWTH LIMIT ZONE

Distances for spans more than 150 metres in length.

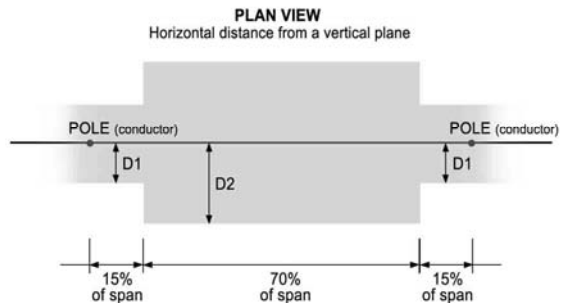


**Note:** In the examples shown, the trees are within a metre of the **Growth Limit Zone**. The trees therefore are in the **Notice Zone**.



Length of span (metres)	Vertical distance from a horizontal plane drawn from any point on conductor (metres)	Horizontal distance from a vertical plane drawn from any point on conductor (metres)
150 to 300	4	D1 = 4 D2 = 8
301 to 500	4	D1 = 7.5 D2 = 15
501 to 700	4	D1 = 15 D2 = 30
Greater than or equal to 701	4	D1 = 25 D2 = 50

key: D1 = distance for the 15% of each span at either end of the span.  
D2 = distance for the centre 70% of each span.



**Growth Limit Zone**, in relation to the space surrounding a conductor, means the space that extends no more than the distance from the conductor as specified for that conductor as specified in the Schedule.

**Notice Zone**, in relation to the Growth Limit Zone, means the space that extends no more than 1 metre beyond the Growth Limit Zone.